Classworks

Overview

Classworks is a web based software program that offers curriculum in math and language arts. Since Classworks is web based, students can access the program from any computer with internet access. Much of the practice in Classworks is in the form of games while other activities are more straightforward. Classworks contains lessons that include voice, pop-up text, video, photographs, drawings, games, and animated clips. The program can also be individualized to your child's specific needs in mathematics and language arts. All tasks in Classworks are assigned to students by their math or language arts teacher. *If you have any questions about Classworks, please contact your child's math or language arts teacher*.

How Does Classworks Work?

- Classworks is aligned with the state standards in math and language arts from kindergarten to tenth grade
- Classworks can identify areas of weakness and strength per grade level
- Classworks can create tutorials based specifically on a student's weaknesses
- Classworks can track a student's progress and monitor achievement

Program Specifics

Tasks in Classworks are broken down into ***Instruction*** and ***Assessment***. ***Instruction*** includes assignments with lessons, activities, and quizzes. Any part of an assignment can be reassigned at the teacher's discretion. ***Assessment*** includes tests that indicate student proficiency at different grade levels.

Instruction: Instruction consists of the following components:

- **Assignments – Click inside the Instruction Box to start an assignment**
  - Mini-Lesson
    - Lesson on how to solve a particular type of problem
    - Students should take detailed notes during the mini-lesson
      - Include vocabulary, examples, and summary of concepts learned
    - Time spent on the lesson is recorded for teacher to see
    - Students should spend at least 10 minutes reading the mini-lesson and taking notes
  - Activities
    - Practice problems based on the mini-lesson
    - Scores are calculated for every activity
    - May have multiple activities to complete
    - Time spent on each activity is recorded for teacher to see
  - Quick Quiz
    - 10 question quiz that measures how well the assignment was understood
    - Scores are calculated for every quiz
    - Some teachers take quiz grades as class grades
    - Time spent on the quiz is recorded for teacher to see
  - Skill Builders
    - Assignments that only contain activities – *no mini-lesson or quiz*
    - Cover basic skills needed for next assignment
    - Scores are calculated for every activity
    - Time spent on each activity is recorded for teacher to see

Assessment: Assessment consists of the following components:

- **Tests – Click inside the Assessment Box to take a test**
  - Teacher Made Tests
    - Indicates overall student proficiency for on-grade level instruction
  - Universal Screeners
    - Acts as a pretest
    - Classworks uses results from the Universal Screener to determine student strengths and weaknesses
      - Assignments can be generated automatically based on results

Accessing Classworks

Students access Classworks through Gwinnett County's student portal called ***MY eClass*** at ***myeclassgcps.com***. Log in instructions are listed below.

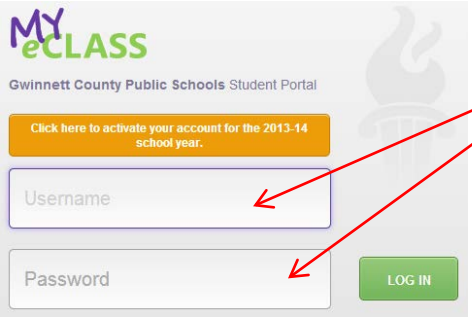

Students will log in to *MY eClass* using the same username and password they use to log into the computers at school. The username is always the student's ID number. The password is set by the student at the beginning of the school year.

After clicking on the log in button, a screen with a link to the Classworks program will appear.

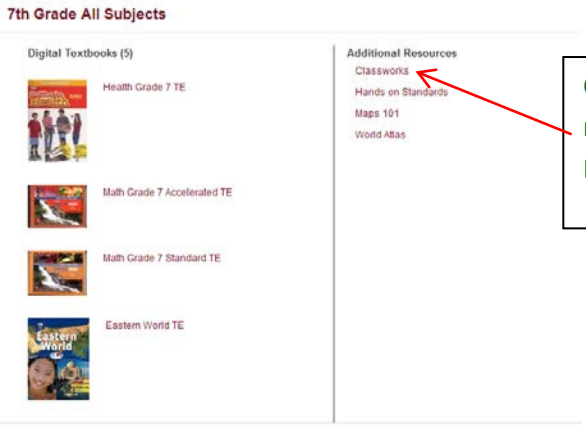

Click on the *Classworks* link on the right hand menu under Additional Resources to access the program.

Once the Classworks home screen appears, you can begin an assignment, take a test, or review results.

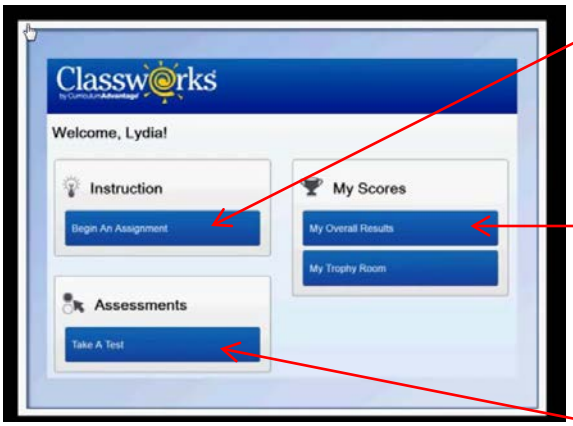

Click on *Begin An Assignment* to start Instruction.

Click on *My Overall Results* to view student scores.

Click on *Take A Test* to start Assessments.